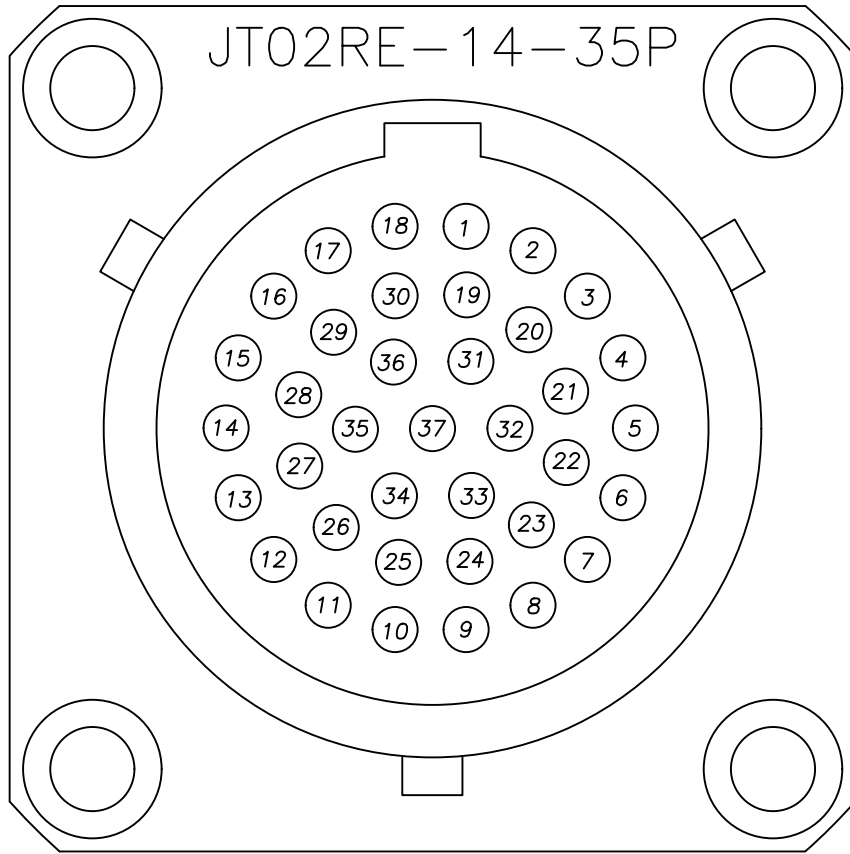
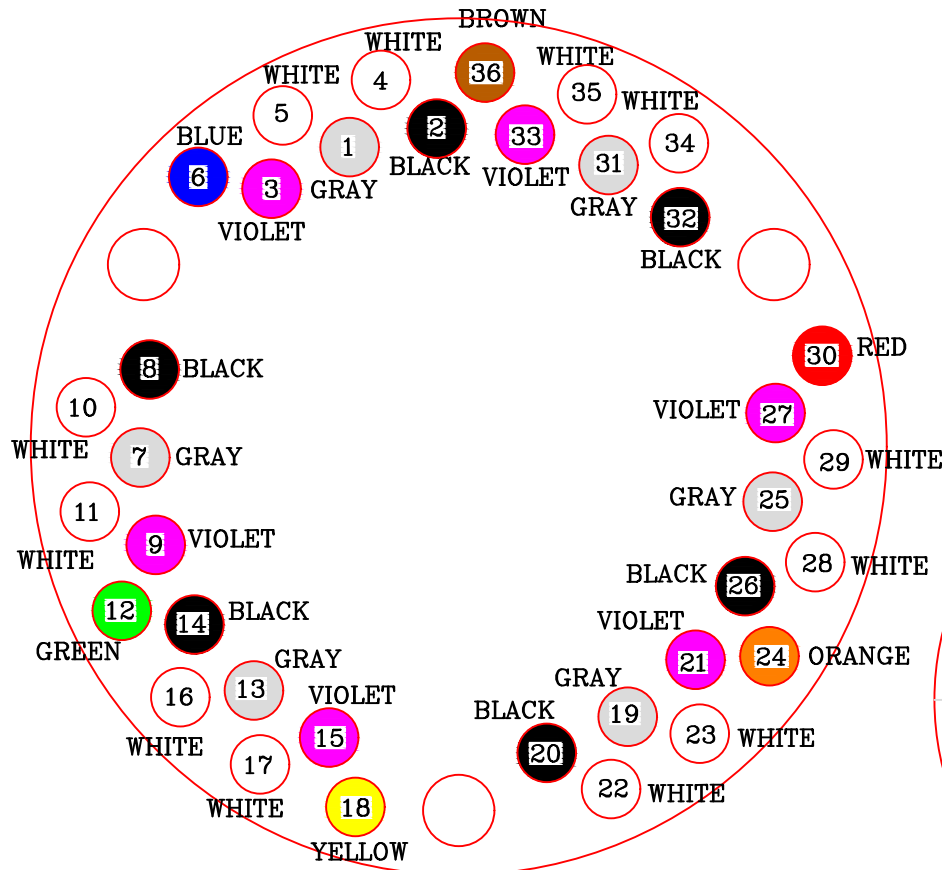


# USER'S WIRING DIAGRAM FOR SR36M & SR36M/EL2 WITH CONNECTOR BRACKET

CONNECTOR CONTACT #      SLIP RING TERMINAL COLOR

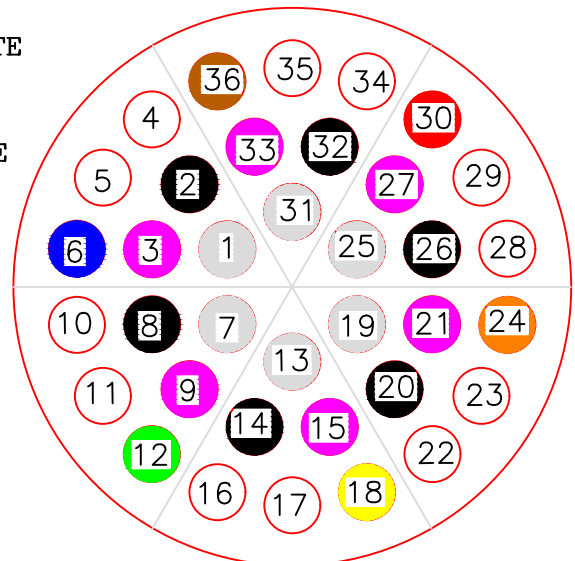


- 1 GRAY
- 2 BLACK
- 3 VIOLET
- 4 WHITE
- 5 WHITE
- 6 BLUE
- 7 GRAY
- 8 BLACK
- 9 VIOLET
- 10 WHITE
- 11 WHITE
- 12 GREEN
- 13 GRAY
- 14 BLACK
- 15 VIOLET
- 16 WHITE
- 17 WHITE
- 18 YELLOW
- 19 GRAY
- 20 BLACK
- 21 VIOLET
- 22 WHITE
- 23 WHITE
- 24 ORANGE
- 25 GRAY
- 26 BLACK
- 27 VIOLET
- 28 WHITE
- 29 WHITE
- 30 RED
- 31 GRAY
- 32 BLACK
- 33 VIOLET
- 34 WHITE
- 35 WHITE
- 36 BROWN



RING #1 IS CLOSEST TO THE ROTOR,  
RING #36 IS FURTHEST FROM THE ROTOR.

## VIEW OF STATOR



VIEW OF ROTOR

MICHIGAN SCIENTIFIC